



GRAMAUDYOGIK SHIKSHAN MANDAL'S
MAHARASHTRA INSTITUTE OF TECHNOLOGY, AURANGABAD
BALANCE SHEET AS AT 31.03.2019



FUNDS & LIABILITIES	Rs.	Rs.	PROPERTY & ASSETS	Rs.
Development Fund: Balance as per last B/S	5,703,936	5,703,936	Fixed Assets (As Per Annexure - R)	238,932,550
Depreciation Fund: Balance as per last B/S Add: During the Year Less :- Paid during the year	129,678,940 15,240,024 -	144,918,964	Deposits: - Telephone - Fax Tution Fees Receivable	9,805 6,800 3,005 130,582,048
Library Book Fund: Balance as per last B/S	712,200	712,200	CURRENT ASSETS (As per Annexure-C)	8,962,946
Development Fund Agri. Lab	336,025	336,025	Cash & Bank Balances (As per Annexure-D)	113,024
SECURED LOANS : SBI Current A/C No.11134726134	16,918	16,918	Income & Expenditure A/c. Balance as per last B/S Less During the Year	25,287,104 32,702,339 7,415,235
Security Deposit : Balance as per last B/S Add : During the year Less :- Paid during the year	13,705,958 3,747,000 3,252,750	14,200,208		
PROVISIONS & OTHER LIABILITIES: (As Per Annexure - A)	62,912,295	62,912,295		
GOV. DUES: (As Per Annexure - B)	99,485	99,485		
BRANCH & DIVISION: G. S. Mandal Balance as per last B/S Add : during the year Less: Paid During the year	185,712,409 188,223,592 198,948,557	174,987,444		
TOTAL		403,887,477	TOTAL	403,887,477

For MAHARASHTRA INSTITUTE OF TECHNOLOGY

 PRINCIPAL
 AURANGABAD :
 Date: 05.10.2019

0

Subject to our Report even dated
 For SHARMA N.V. & CO.
 CHARTERED ACCOUNTANTS

 (N.V.SHARMA)
 PROPRIETOR

**GRAMAUDYOGIK SHIKSHAN MANDAL'S
MAHARASHTRA INSTITUTE OF TECHNOLOGY, AURANGABAD
INCOME AND EXPENDITURE ACCOUNT FOR THE YEAR ENDED 31.03.2019**

EXPENDITURE	SCH	Rs.	INCOME	SCH	Rs.
To Affiliation Fees	E	1,637,969	By Tuition Fees	P	188,992,352
To Salary & Wages	F	132,119,440	By R & D income	Q	5,644,570
To Lab Expenses	G	25,868,517	By Other Income	R	7,669,596
To Finance Charges	H	2,408,576			
To Other Establishment Expenses	I	3,222,893			
To Electricity Consumption	J	3,729,569			
To Repairs , Maint. & Insurance	K	3,164,578			
To Office Contengencies	L	220,402			
To Travelling Exps	M	1,763,429			
To Student Development Exp.	N	2,059,185			
To R & D Expenses	O	3,456,700			
To Depreciation	R	15,240,024			
By Excess of Incom. over Expenditure transferred to Balance Sheet		7,415,235			
TOATL :-		202,306,518	TOATL :-		202,306,518
For MAHARASHTRA INSTITUTE OF TECHNOLOGY  PRINCIPAL Date: 05.10.2019 PLACE :- AURANGABAD			Subject to our Report even dated For SHARMA N.V. & CO. CHARTERED ACCOUNTANTS  (N. V. SHARMA) PROPRIETOR		

GRAMAUDYOGIK SHIKSHAN MANDAL'S
 MAHARSASHTRA INSTITUTE OF TECHNOLOGY
 AURANGABAD
 SCHEDULES FORMING PART OF BALANCE SHEET
 AS ON 31.03.2019
 PROVISIONS & OTHER LIABILITIES
 ANNEXURE-A

Sr. No.	PARTICULARS	RS.
1	Salary Diff.Non Teaching Payable	401995.00
2	Salary Diff.Teaching Payable	2803699.00
3	Salary Non-Teaching Payable	653682.00
4	Salary Teaching Payable	9121228.00
5	The Centre for Applied Research and People Engagement	27000.00
6	Dr. BAMU Examination Fees	133067.00
7	Redressal / Xerox BAMU	51050.00
8	University Other Fees	164300.00
9	DSTNano Mission Project Recuring	373419.00
11	Scholarship -2018-19 PFMS	37967537.96
12	Scholarship Dr. Panjabrao Deshmukh 2017-18	213000.00
13	Scholarship EBC-2017-18	899112.00
15	Scholarship EBC A/c 2016-17	2063417.00
16	Scholarship OBC-2016-17	246668.00
17	Scholarship-OBC-2017-18	1307624.00
19	Scholarship-SBC (2016-17)	32298.00
20	Scholarship SBC-2017-18	314281.00
22	Scholarship-SC (2016-17)	236776.00
23	Scholarship SC 2017-18	2361244.00
25	Scholarship ST-2016-17	35406.00
26	Scholarship ST-2017-18	177768.00
28	Scholarship VJNT-2016-17	354073.00
29	Scholarship VJNT-2017-18	1255605.00
30	Babasaheb Sonawane	5627.00
31	Bangar Suvarna	22000.00
32	Bijlee Deshmukh	137000.00
33	Kiran Khandagale	16000.00
34	Verma Sarita TDS Adj	29000.00
35	Vithalngam Kala	23000.00
36	Wasim Rizvi	12000.00
37	CET Processing Fee (to CET Cell DTE)	475328.00
38	Group Insurance	156115.00
39	Provident Fund (College of Applied Science)	165824.00
40	Swarsakshama Association (Bhosle Sir)	25000.00
41	Unpaid Salary A/c (College of Applied Science)	651151.00
Total		62,912,295

GOV. DUES

ANNEXURE-B

Sr. No.	PARTICULARS	RS.
1	CPF/EPF Exp.	57360.00
2	Professional Tax (P.T.)	42125.00
	Total	99,485



ACCOUNTS RECEIVABLE**ANNEXURE-C**

Sr. No.	PARTICULARS	RS.
1	TDS 2018-19	0
2	M-CIP Har Hal Plastics Engg Pvt.Ltd.	466882.00
3	M-CIP Matrom Plastics Pvt.Ltd.	169211.00
4	MIT-CARS Awkash Kumar	10384.00
5	MIT-CARS Dharau Milk Products	2655.00
6	MIT-CARS Gujrat Ambuja Export Ltd.	1180.00
7	MIT-COE Mechatronics Siemens Ltd.	535347.00
8	MIT Shimadzu Endurance Technologies	2360.00
9	MIT-Shimadzu Testing Lab.Shri Neminath Jain B.	2832.00
10	TDS Recevable Employee	91721
11	District Superitendent Agri Office Abd	4866489
12	Salary Advance-Case (College of Applied Science)	2813885.00
Total		8,962,946

CASH & BANK BALANCES**ANNEXURE-D**

Sr. No.	PARTICULARS	RS.
1	Cash in hand	-
2	Indusland Bank A/C No.200005034554	10,000.00
3	Mahidra Kotak Bank A/C No.9411132348	10,000.00
4	SBI A/C No.31301080496	15,560.00
5	SBI IEEA A/C No.37482118840	77,464.00
Total		113,024.00

**AANEXURES TO INCOME & EXPENDITURE ACCOUNT
FOR THE YEAR ENDED ON 31.3.2015**

AFFILIATION, INSPECTION AND EXAMINATION EXPENSES**ANNEXURE-E**

Sr. No.	PARTICULARS	RS.
1	Admission Processing Exp.	163034.00
2	Affiliation Exp.	42607.00
3	Affiliation Fees	818750.00
4	AICTE Exp.	7869.00
5	AICTE Fees	490000.00
6	Examination Exp.	92459.00
7	Registration Fees	23250.00
Total		1,637,969



MANPOWER EXPENSES

ANNEXURE - F

Sr. No.	PARTICULARS	RS.
1	Adjunct Faculty Honorarium Exp.	47750.00
2	Earn & Learn Exp.	32463.00
4	GTA Remuneration	25400.00
5	PF Contribution of Employer	679197.00
6	Remuneration	42922.00
7	Salary Diff. July-18 to Jan-19 Non-Teaching	403495.00
8	Salary Diff. July-18 to Jan-19 Teaching	3333699.00
9	Salary Housekeeping	2680949.00
10	Salary Non-Teaching	8017862.00
11	Salary Security	891522.00
12	Salary Teaching	115858581.00
13	Visiting Faculty Exp.	105600.00
Total		132,119,440

LAB. EXPENSES

ANNEXURE - G

Sr. No.	PARTICULARS	RS.
1	Internet Leased Line Exp.	487317.00
2	Laboratory Exp.	154006.00
3	Membership & Subscription Exp.	22840.00
4	Rent Exp.- Trust	25204354.00
Total		25,868,517

FINANCE CHARGES


ANNEXURE-H

Sr. No.	PARTICULARS	RS.
1	Bank Commission/ Bank Interest	2408576.04
Total		2,408,576

OTHER ESTABLISHMENT EXPENSES

ANNEXURE-I

Sr. No.	PARTICULARS	RS.
1	Advertisement Exp.	453271.00
2	Agriculture Exp.	137603.00
3	Audit Fees	87500.00
4	Cleaning Charges	31952.00
5	FRA Exp.	38114.60
6	G.B.Meeting	10915.00
3	Garden Exp.	2759.00
7	Legal & Professional Chrges	983596.00
8	Newspapers & Periodicals	14386.00
9	N.S.S. Exp.	30806.00
10	Printing & Stationery	622598.00
13	Rounding Off	11.32
17	Telephone & Mobile	33894.00
18	Water Charges	775487.00
Total		3,222,893



ELECTRICITY CONSUMPTION

Sr. No.	PARTICULARS	RS.
1	Electricity Charges	3,729,569
Total		3,729,569

ANNEXURE-K**REPAIRS, MAINTENANCE EXPENSES**

Sr. No.	PARTICULARS	RS.
1	Repair & Maint. Machinery	399511.00
2	Repairs Building	1348915.00
3	Repairs Computers	138955.00
4	Repairs Furniture	118886.00
5	Repairs & Maintenance	984893.00
6	Repairs Vehicle & Insurance	173418.00
Total		3,164,578

ANNEXURE-L**OFFICE CONTINGENCIES**


Sr. No.	PARTICULARS	RS.
1	Office Contingencies	220402.00
Total		220,402

ANNEXURE-M**Travelling Exp.**

Sr. No.	PARTICULARS	RS.
1	Diesel & Petrol Exp.	739137.00
2	Local Convenance	16209.00
3	Transportation Fees (GSM)	320599.00
4	Travelling Exp.	687484.00
Total		1,763,429

ANNEXURE-N**Staff and Student Welfare Exp.**

Sr. No.	PARTICULARS	RS.
1	Alumni Meet-2019	34656.00
2	Baja-2019 Prog.	18260.00
3	Function & Festival Exp.	195118.00
4	Industrial Visit Exp.	51767.00
5	Institute Level Scholarship (GSM)	89166.00
6	Kalavihangam-2019	827776.00
7	Red Hat Academy Exp.	7684.00
8	Sport Exp.	183414.00
9	Staff Allowances	29820.00
10	Staff Welfare	216380.00
11	Student Welfare	111000.00
12	SUPRA-Prog.	19208.00
13	Training & Placement Exp.	14546.00
14	Workshop & Seminar Exp.	260390.29
Total		2,059,185



ANNEXURE-O

R & D Expenses

Sr. No.	PARTICULARS	RS.
1	M-CIP Printing & Stationery	7670.00
2	M.CIP Pur. Comsumeble	25250.00
3	M.CIP Repairs & Maint. Exp.	110617.00
4	M-CIP Travelling Exp.	15614.00
5	Soil Water Testing Agri. Engg. Con.Pur.	2517012.00
6	Soil Water Testing Agri.Engg.Exp.	778897.00
7	R.& D.Exp	1640.00
	Total	3,456,700

INCOME

TUITION FEES

ANNEXURE-P

Sr. No.	PARTICULARS	RS.
1	Tuition Fees	172,571,557
2	Development Fees	14,731,835
3	Admission Cancelled Charges Income	18,000
4	Class Test	1,600
5	Fine Collection	2,350
6	ID Card Fees	6,700
7	Late Fees	25,210
8	Other Fees	1,557,350
9	Recounting Fees	50
10	T.C.Fees	77,700
	Total	188,992,352

R & D INCOME


ANNEXURE - Q

Sr. No.	PARTICULARS	RS.
1	Soil Water Testing Agri. Engg. Income	4320578.00
2	Job Work Service	1323992.00
	Total	5,644,570

OTHER INCOME

ANNEXURE - R

Sr. No.	PARTICULARS	RS.
1	DST Project Gov.Grant	5,500,000
2	Notice Pay (Lahane Swapnil Sonajirao)	36800.00
3	Notice Pay (Vikas Gunvantrao Jadhao)	272000.00
4	Sundry Credit Bal. Written Back	5253.00
5	Cloudera UG Program (Tuition Fees)	100140.00
6	ISF Annual Grand	1960.00
7	Misc.Collection	91378.00
8	Notice Pay	190327.00
9	Prog.Income	772185.00
11	Vehicle Parking Stiker	2350.00
12	B.Tech. Red Hat Fees- RHCSA	697203
	Total	7,669,596



GRAMAUDYOGIK SHIKSHAN MANDAL'S

MAHARASHTRA INSTITUTE OF TECHNOLOGY, AURANGABAD

FIXED ASSETS SCHEDULE FORMING PART OF BALANCE SHEET AS ON 31.03.2019

ANNEXURE - R

SR. NO.	PARTICULARS	OPENING		Dep %	ADDITIONS		Alter Sept.	SOLID/ TRANSFER	TOTAL GROSS BLOCK	Dep. upto 31.03.2019	DEP. CURRENT YR	Dep. upto 31.03.2019	NET BLOCK 31.3.2019
		GROSS BLOCK	Up To Sept.		Up To Sept.	Up To Sept.							
1	Furniture of Other Equipment	52,037,455	236,390	10	873,176	-	53,147,021	22,458,086	3,025,235	25,483,321	27,663,700		
2	Machinery & Equipment	110,636,841	2,753,713	15	7,483,435	-	120,873,989	57,519,985	8,941,843	66,461,828	54,412,161		
3	Vehicle	11,171,222	-	15	-	-	11,171,222	6,077,277	764,092	6,841,369	4,329,853		
4	Computer	32,937,738	70,911	40	611,835	-	33,620,484	31,160,816	861,500	32,022,316	1,598,168		
5	Library Books	10,792,057	73,105	40	1,744,522	-	12,609,684	9,218,885	1,007,416	10,226,301	2,383,383		
6	Agri.Dept.Mobile soil Testing Van	7,510,150	-	15	-	-	7,510,150	3,243,892	639,938	3,883,830	3,626,320		
	TOTAL	225,085,463	3,134,119		10,712,968	-	238,932,550	129,678,941	15,240,024	144,918,965	94,013,585		

