



**GRAMAUDYOGIK SHIKSHAN MANDAL'S
MAHARASHTRA INSTITUTE OF TECHNOLOGY, AURANGABAD
BALANCE SHEET AS AT 31.03.2018**

FUNDS & LIABILITIES	Rs.	PROPERTY & ASSETS	Rs.	
Development Fund:				
Balance as per last B/S	57,03,936	Fixed Assets		
	57,03,936	(As Per Annexure - Q)		22,50,85,463
Depreciation Fund:		Deposits:		9,805
Balance as per last B/S	11,38,48,573	- Telephone	6,800	
Add: During the Year	1,58,30,367	- Fax	3,005	
Less :- Paid during the year	-	Tution Fees Receivable	9,80,24,554	9,80,24,554
Library Book Fund:		Current Assets		
Balance as per last B/S		(As per Annexure-C)	78,05,374	78,05,374
Development Fund Agri. Lab				
		Cash & Bank Balances	52,050	52,050
		(As per Annexure-D)		
Secured Loans :		Income & Expenditure A/c.		3,27,02,339
SBI Current a/c No.26234		Balance as per last B/S	4,05,78,930	
		Less During the Year	78,76,591	
Security Deposit :				
Balance as per last B/S	1,11,74,021			
Add : During the year	50,95,817			
Less :- Paid during the year	25,63,880			
Provisions & Other Liabilities:				
(As Per Annexure - A)				
GOV. DUES:				
(As Per Annexure - B)				
Branch & Division:				
G. S. Mandal				
Balance as per last B/S	19,12,69,702			
Add : during the year	20,66,25,769			
Less: Paid During the year	21,21,83,061			
TOTAL		TOTAL		36,36,79,585
	36,36,79,585			

For MAHARASHTRA INSTITUTE OF TECHNOLOGY


PRINCIPAL
AURANGABAD :
Date:30.10.18



Subject to our Report even dated
For SHARMA N.V. & CO.
CHARTERED ACCOUNTANTS


(N.V.SHARMA)
PROPRIETOR

**GRAMAUDYOGIK SHIKSHAN MANDAL'S
MAHARASHTRA INSTITUTE OF TECHNOLOGY, AURANGABAD
INCOME AND EXPENDITURE ACCOUNT FOR THE YEAR ENDED 31.03.2018**

EXPENDITURE	SCH	Rs.	INCOME	SCH	Rs.
To Affiliation Fees	E	88,89,669	By Fees & Fines	P	21,04,18,807
To Salary & Wages	F	12,88,93,391	By R & D Income	Q	3,62,732
To Lab Expenses	G	2,72,10,679	By Other Income	R	2,46,090
To Finance Charges	H	14,36,560			
To Other Establishment Expe	I	40,80,097			
To Electricity Consumption	J	12,38,331			
To Repairs , Maint. Exp.	K	65,75,537			
To Office Contengencies	L	6,12,247			
To Staff and Student Welfare E	M	26,27,584			
To R & D Exps (M-CIP)	N	29,70,971			
To Travelling Exp.	O	27,85,604			
To Depreciation	R	1,58,30,367			
To Excess of Incom. over Expenditure transferred to Balance Sheet		78,76,591			
TOATL :-		21,10,27,629	TOATL :-		21,10,27,629


For MAHARASHTRA INSTITUTE OF TECHNOLOGY

Subject to our Report even dated


PRINCIPAL

Date:30.10.18

PLACE :- AURANGABAD



For SHARMA N.V. & CO.
CHARTERED ACCOUNTANTS


(N.V.SHARMA)
PROPRIETOR

GRAMAUDYOGIK SHIKSHAN MANDAL'S
MAHARSASHTRA INSTITUTE OF TECHNOLOGY AURANGABAD
SCHEDULES FORMING PART OF BALANCE SHEET
AS ON 31.03.2018

PROVISIONS & OTHER LIABILITIES

ANNEXURE-A

Sr. No.	PARTICULARS	RS.
1	Scholarshi-OBC	2796147.00
2	Scholarship EBC A/c	433460.00
3	Scholarship EBC A/c 2016-17	4743038.00
4	Scholarship OBC-2016-17	547106.00
5	Scholarship-SBC	3960.00
6	Scholarship-SBC (2016-17)	62298.00
7	Scholarship-SC	922154.00
8	Scholarship-SC (2016-17)	10218.00
9	Scholarship-VJNT	632468.00
10	Scholarship VJNT-2016-17	430272.00
11	Examination Fees	150827.00
12	Redressal / Xerox BAMU	50000.00
13	Bank Receipt P/J	118386.00
14	CET Processing Fees (to CET Cell)	3007422.00
15	Excess Fees -Payable to Student	60915.00
16	Group Insurance	92599.00
17	N V Sharma & Co.	30000.00
18	Provident Fund	165824.00
19	Unpaid Salary A/c	651151.00
20	Salary Diff. Non-Teaching Payable	221180.00
21	Salary Diff. Teaching Payable	630172.00
Total		1,57,59,597

GOV. DUES

ANNEXURE-B

Sr. No.	PARTICULARS	RS.
1	TDS Contractor Payable	49429.00
2	TDS Salary A/c	810229.00
3	TDS Professional Fees	29873.00
4	CPF/EPF Exp.	52399.00
5	Professional Tax (P.T.)	39475.00
Total		9,81,405



ACCOUNTS RECEIVABLE**ANNEXURE-C**


Sr. No.	PARTICULARS	RS.
1	B.N.Gadekar Salary Advance	80,000
2	TDS Receivable (2017-18)	41929.00
3	M-CIP Har Hal Plastics Engg Pvt.Ltd.	303356.00
4	M-CIP Matrom Plastics Pvt.Ltd.	169211.00
5	MIT-CAR Awkash Kumar	10384.00
6	MIT-CAR Gujrat Ambuja Export Ltd.	1180.00
7	Salary Advance-Case	2813885.00
8	TDS Receiveble (TDS)	0.00
9	Testing Lab Shimadzu Fores Elastomech	3540.00
10	Testing Lab Shimadzu Garware Polyester	25724.00
11	District Superitendent Agri Office Abad	4277684.00
12	Welworth Creative Media	42574.00
13	Uniform A/c	35907.00
Total		78,05,374

CASH & BANK BALANCES**ANNEXURE-D**

Sr. No.	PARTICULARS	RS.
1	Cash in hand	-
2	Indusland Bank	10,000.00
3	Mahidra Kotak Bank A/C No.2348	10,000.00
4	SBI 496	22,050.00
5	SBI EEE MIT Student	10,000.00
Total		52,050.00

AANEXURES TO INCOME & EXPENDITURE ACCOUNT**FOR THE YEAR ENDED ON 31.3.2018****AFFILIATION, INSPECTION AND EXAMINATION EXPENSES****ANNEXURE-E**

Sr. No.	PARTICULARS	RS.
1	Affiliation Exp.	18984.00
2	Affiliation Fees	6247500.00
3	AICTE Exp.	97838.00
4	AICTE Fees	881250.00
5	Examination Exam.	65878.00
6	LOI Registration Fees & Exp. -NAAC	1091363.00
7	Processing Fess	333855.80
8	Registration Fees	153000.00
Total		88,89,669



MANPOWER EXPENSES**ANNEXURE - F**

Sr. No.	PARTICULARS	RS.
1	Adjunct Faculty Honorarium Exp.	75631.00
2	Earn & Learn Exp.	107575.00
4	GTA Remuneration	119700.00
5	Honorarium A/c	21604.70
6	PF Contribution of Employer	892764.20
7	Remuneration	392105.00
8	Salary Diff. July-17 to Feb-18 Non-Teaching	225680.00
9	Salary Diff. July-17 to Feb-18 Teaching	850972.00
10	Salary Housekeping	3974221.00
11	Salary Non-Teaching	7638866.00
12	Salary Security	1628327.00
13	Salary Teaching	112728733.00
14	Visiting Faculty Exp.	237212.00
Total		12,88,93,391

LAB. EXPENSES**ANNEXURE - G**

Sr. No.	PARTICULARS	RS.
1	Internet Leased Line Exp.	1513156.00
2	Laboratory Exp.	421627.10
3	Membership & Subcription Exp.	34453.00
4	Infoys Exp.	21324.00
5	Rent Exp.	25204354.00
6	DEC.ASIA Project Exp.	3870.00
7	Workshop Exp.	11895.00
Total		2,72,10,679.10

FINANCE CHARGES**ANNEXURE-H**

Sr. No.	PARTICULARS	RS.
1	Bank Commission	62654.33
2	Interest on OD	1369407.14
3	Service Tax Exps	4499.00
Total		14,36,560.47



OTHER ESTABLISHMENT EXPENSES**ANNEXURE-I**

Sr. No.	PARTICULARS	RS.
1	Admission Processing Exp.	537608.00
2	Advertisement Exp.	486419.00
3	Agriculture Exp.	477577.00
4	Cleaning Charges	45239.00
6	G.B.Meeting	5276.00
7	Institute Level Scholarship (GSM)	96298.00
8	Legal & Professional Chrges	100124.00
9	Newspapers & Periodicals	11620.00
10	N.S.S. Exp.	17839.00
11	Printing & Stationery	405581.00
16	Telephone & Postage	39893.50
18	Audit Fees	30000.00
19	Garden Exp.	1627740.00
20	Water Charges	198882.00
21	Municipal Tax	0.00
Total		40,80,097

ANNEXURE-J**ELECTRICITY CONSUMPTION**

Sr. No.	PARTICULARS	RS.
1	Electricity Charges	12,38,331
Total		12,38,331

ANNEXURE-K**REPAIRS, MAINTENANCE EXPENSES**

Sr. No.	PARTICULARS	RS.
1	Repair & Maint. Machinery	600390.00
2	Repairs Building	2367240.00
3	Repairs Computers	945408.00
4	Repairs Furniture	309233.00
5	Repairs & Maintenance	1847170.40
6	Repairs Vehicle & Insurance	506096.00
Total		65,75,537

ANNEXURE-L**OFFICE CONTINGENCIES**

Sr. No.	PARTICULARS	RS.
1	Office Contingencies	612246.99
Total		6,12,247



ANNEXURE-M**Staff and Student Welfare Exps.**


Sr. No.	PARTICULARS	RS.
1	Alumni Meet-2018	140213.00
2	Function & Festival Exp.	237482.00
3	Industrial Visit Exp.	51817.00
4	Kalavihangam-2018	598532.00
5	Staff Allowances	43548.00
6	Staff Welfare	395764.97
7	Training & Placement Exp.	20764.00
8	Sport Exp.	345170.00
9	QC Chemist Course	10381.00
10	Red Hat Academy Exp.	3610.00
11	SMSCP L1 Training Exp.	53730.00
12	Workshop & Seminar Exp.	726572.00
Total		26,27,584

ANNEXURE-N**M-CIP (PPE) Exp. R & D Exps**

Sr. No.	PARTICULARS	RS.
1	M.CIP Fabrication Work	304182.00
2	M.CIP Garden Exp.	86420.00
3	M-CIP Printing & Stationery	85249.00
4	M.CIP Pur. Comsumeble	197553.00
5	M-CIP Repairs Electriclas	39791.00
6	M.CIP Repairs & Maint. Exp.	216098.00
7	M-CIP Shifting Exp.	90430.00
8	M-CIP Travelling Exp.	55000.00
9	R.& D.Exp	71323.00
10	Soil Water Testing Agri. Engg. Con.Pur.	1233001.00
11	Soil Water Testing Agri.Engg.Exp.	591924.00
Total		29,70,971

ANNEXURE-O**Travelling Exp. Exp.**

Sr. No.	PARTICULARS	RS.
1	Diesel & Petrol Exp.	993600.00
2	Local Convenance	29718.00
3	Transportation Fees (GSM)	348932.00
4	Transportation & Octroi	15750.00
5	Travelling Exp.	1397604.23
Total		27,85,604



INCOME**FEES & FINES****ANNEXURE-P**


Sr. No.	PARTICULARS	RS.
1	B.Tech. Red Hat Fees- RHCSA	0
2	Class Test	-
3	Development Fees	1,50,44,165
4	Fine Collection	38,170
5	Late Fees	1,400
6	Prior period income	1,90,000
7	Other Fees	34,07,600
8	Recounting Fees	1,450
9	T.C.Fees	84,920
10	Tution Fees	19,16,51,102
Total		21,04,18,807

R & D INCOME**ANNEXURE-Q**

Sr. No.	PARTICULARS	RS.
1	MIT-CARS (Agri.Engg.Dept.)	68886.00
2	R.& D. Income	10000.00
3	Testing Charges Civil Dept.	8600.00
4	Testing Charges PP Dept (MIT-Shimadzu) Income	103251.00
5	Basic PLC (COEAM-PLC) Course	5500.00
6	Element Method Course (Siemens)	16100.00
7	Food Safety Worshop Agri Dept.	2874.00
8	IETE Student Forum ETC	1960.00
9	I.G.T.R. Traning Prog.Conducting ETC Dept.	9600.00
10	MIT AEMC-2017 Prog.	40637.82
11	NATAAFE-2017 Prog.Agri Dept.	15114.00
12	Testing Charges PP Dept. (MIT-Shimadzu)	75609.00
13	Training Session on Time Management System	4600.00
Total		3,62,732

OTHER INCOME**ANNEXURE - R**

Sr. No.	PARTICULARS	RS.
1	N.S.S. Grand	33,250
2	Notice Pay	83,524
3	Cloudera UG Program (Tuition Fees)	39240.00
4	Interest on FDR	7107.00
5	ID Card Fees	11350.00
6	Misc.Collection	71619.00
Total		2,46,090



GRAMAUDYOGIK SHIKSHAN MANDAL'S
 MAHARASHTRA INSTITUTE OF TECHNOLOGY, AURANGABAD
 FIXED ASSETS SCHEDULE FORMING PART OF BALANCE SHEET AS ON 31.03.2018

ANNEXURE - R

SR. NO.	PARTICULARS	OPENING		Dep %	ADDITIONS		After Sept.	SOLD/ TRANSFER	TOTAL GROSS BLOCK	Dep. upto 31.03.2018	DEP. CURRENT YR	Dep. upto 31.03.2018	NET BLOCK 31.3.2018
		GROSS BLOCK			Up To Sept.								
1	Furniture of Other Equipment	5,00,94,275		10	6,61,478		12,81,702	-	5,20,37,455	1,92,42,695	32,15,391	2,24,58,086	2,95,79,369
2	Machinery & Equipment	9,72,62,871		15	1,00,65,842		33,08,128	-	11,06,36,841	4,84,38,316	90,81,669	5,75,19,985	5,31,16,856
3	Vehicle	1,17,86,222		15	-		-	6,15,000	1,11,71,222	51,78,345	8,98,932	60,77,277	50,93,946
4	Computer	3,14,77,847		40	6,98,268		7,61,623	-	3,29,37,738	3,02,30,076	9,30,740	3,11,60,816	17,76,922
5	Library Books	1,03,60,214		40	1,37,792		2,94,051	-	1,07,92,057	82,68,119	9,50,766	92,18,885	15,73,173
6	Agri.Dept. Mobile Soil Testing Van	75,10,150		15	-		-	-	75,10,150	24,91,022	7,52,870	32,43,892	42,66,258
TOTAL		20,84,91,579			1,15,63,380		56,45,504	6,15,000	22,50,85,463	11,38,48,573	1,58,30,367	12,96,78,940	9,54,06,523

